


# The Step-by-Step Guide to the Ultimate Graduate School Application



## Getting Into The Graduate Speech Program Of Your Dreams: The Step-By-Step Guide To The Ultimate Graduate School Application by Karen George

★★★★☆ 4.7 out of 5

Language : English

File size : 67671 KB

Screen Reader : Supported

Print length : 184 pages



Applying to graduate school is a big step, and it can be a daunting process. But with the right preparation, you can increase your chances of getting into the program of your choice.

This comprehensive guide will take you through every step of the graduate school application process, from choosing the right programs to submitting your application.

### 1. Choose the Right Programs

The first step in applying to graduate school is to choose the right programs. This means doing your research and finding programs that are a good fit for your interests and career goals.

Here are a few things to consider when choosing programs:

- **Your research interests:** What do you want to study in graduate school? What are your research goals?
- **Your career goals:** What do you want to do after graduate school? What kind of job do you want?
- **The reputation of the program:** What is the reputation of the program you're interested in? How well-respected is it in your field?
- **The location of the program:** Where is the program located? Do you want to live in a big city or a small town?
- **The cost of the program:** How much will it cost to attend the program? Do you need to take out loans to finance your education?

Once you've considered these factors, you can start narrowing down your list of potential programs.

## **2. Get Your Letters of Recommendation**

Letters of recommendation are an important part of the graduate school application process. They give admissions committees a chance to learn about you from people who know you well.

When asking for letters of recommendation, choose people who can speak to your academic abilities, research skills, and work ethic. These people could be professors, research supervisors, or employers.

Be sure to give your recommenders plenty of time to write your letters. The earlier you ask, the more likely they'll be able to write you a strong letter.

## **3. Write Your Statement of Purpose**

Your statement of purpose is a personal essay that explains why you're applying to graduate school and what you hope to achieve. This is your chance to show admissions committees who you are and what you're passionate about.

When writing your statement of purpose, be sure to:

- **Tell your story:** What are your academic and research experiences? What have you accomplished in your field?
- **Explain your research interests:** What do you want to study in graduate school? What are your research goals?
- **Describe your career goals:** What do you want to do after graduate school? What kind of job do you want?
- **Proofread carefully:** Make sure your statement of purpose is free of errors.

#### **4. Prepare for Your GREs or GMATs**

Most graduate programs require you to take the GREs or GMATs. These standardized tests are used to assess your academic abilities.

Preparing for the GREs or GMATs can be a daunting task, but there are plenty of resources available to help you. You can take prep courses, buy study materials, or hire a tutor.

The best way to prepare for the GREs or GMATs is to start early and study consistently. Set aside a few hours each week to study for the tests.

#### **5. Submit Your Application**

Once you've completed all of the other steps, it's time to submit your application. Most graduate programs use an online application system.

When completing your application, be sure to:

- **Submit all required materials:** This includes your transcripts, letters of recommendation, statement of purpose, and GRE or GMAT scores.
- **Proofread carefully:** Make sure your application is free of errors.
- **Submit your application on time:** Deadlines vary from program to program, so be sure to check the deadlines for the programs you're applying to.

## 6. Follow Up


Once you've submitted your application, it's important to follow up. This shows admissions committees that you're interested in their program and that you're serious about your application.

You can follow up by:

- **Emailing the admissions office:** Ask if they have any questions about your application.
- **Calling the admissions office:** Ask if they have any updates on your application.
- **Visiting the campus:** If you're able to, visit the campus of the programs you're interested in. This is a great way to get a feel for the school and meet with faculty and students.

Applying to graduate school is a big step, but it doesn't have to be daunting. By following the steps outlined in this guide, you can increase your chances of getting into the program of your choice.

So what are you waiting for? Start your graduate school application today!



## Getting Into The Graduate Speech Program Of Your Dreams: The Step-By-Step Guide To The Ultimate Graduate School Application by Karen George

★★★★☆ 4.7 out of 5

Language : English

File size : 67671 KB


Screen Reader : Supported

Print length : 184 pages



## Ceoe Test Practice Questions Exam Review For The Certification Examinations For

The Ceoe exam is a certification exam for the Certified Energy Optimization Engineer (Ceoe) credential. The Ceoe credential is offered by the Association of Energy...



## Spot the Difference Mazes, Math Mazes, Word Puzzles, and Find the Shadow Matching: A Journey of Cognitive Development

Puzzle-solving activities have become integral to education and entertainment, captivating individuals of all ages. Among the numerous puzzle types, Spot the...