


# Passing the Road Test: A Comprehensive Guide to Success



## Passing the Road Test: A step by step guide to Passing your road test by Giorgia Crimi

★★★★★ 5 out of 5

Language	: English
File size	: 438 KB
Text-to-Speech	: Enabled
Enhanced typesetting	: Enabled
Word Wise	: Enabled
Lending	: Enabled
Screen Reader	: Supported
Print length	: 58 pages



The road test is a rite of passage for new drivers. It can be a nerve-wracking experience, but it's also an important step towards getting your driver's license. If you're preparing for the road test, this article will provide you with everything you need to know to pass it with flying colors.

### Before the Road Test

- **Make sure you're prepared.** This means studying the driver's manual, practicing driving in different conditions, and taking lessons with a qualified driving instructor.
- **Get a good night's sleep before the test.** You'll need to be well-rested and alert in order to perform your best.

- **Arrive at the testing center on time.** Being late will only make you more nervous.

## **During the Road Test**

The road test will typically consist of two parts: a driving skills test and a knowledge test. The driving skills test will assess your ability to control the vehicle, while the knowledge test will test your understanding of traffic laws and safe driving practices.

### **Driving Skills Test**

- **Basic maneuvers.** This will include things like starting, stopping, turning, and backing up.
- **Driving in different conditions.** You may be asked to drive in traffic, on the highway, or in bad weather.
- **Parking.** You'll need to demonstrate that you can parallel park and park in a parking lot.

### **Knowledge Test**

- **Traffic laws.** You'll be asked questions about traffic signs, signals, and laws.
- **Safe driving practices.** This will include questions about defensive driving, distracted driving, and impaired driving.

## **After the Road Test**


Once you've completed the road test, the examiner will let you know if you've passed or failed. If you've passed, congratulations! You're now a

licensed driver. If you've failed, don't be discouraged. You can take the test again after a certain amount of time.

## Tips for Passing the Road Test

- **Practice, practice, practice.** The more you practice, the more confident you'll be on the day of the test.
- **Be aware of your surroundings.** This means paying attention to traffic, pedestrians, and other hazards.
- **Follow the instructions of the examiner.** They're there to help you, so listen to what they say.
- **Stay calm and don't panic.** If you make a mistake, don't worry about it. Just correct it and move on.

The road test is a challenging experience, but it's also an important one. By following the tips in this article, you can increase your chances of passing and getting your driver's license. So what are you waiting for? Start practicing today!



## Passing the Road Test: A step by step guide to Passing your road test by Giorgia Crimi

★★★★★ 5 out of 5

Language	: English
File size	: 438 KB
Text-to-Speech	: Enabled
Enhanced typesetting	: Enabled
Word Wise	: Enabled
Lending	: Enabled
Screen Reader	: Supported
Print length	: 58 pages


FREE

DOWNLOAD E-BOOK



## Ceoe Test Practice Questions Exam Review For The Certification Examinations For

The Ceoe exam is a certification exam for the Certified Energy Optimization Engineer (Ceoe) credential. The Ceoe credential is offered by the Association of Energy...



## Spot the Difference Mazes, Math Mazes, Word Puzzles, and Find the Shadow Matching: A Journey of Cognitive Development

Puzzle-solving activities have become integral to education and entertainment, captivating individuals of all ages. Among the numerous puzzle types, Spot the...