


Learn How to Drive an 18 Wheeler: A Comprehensive Guide

If you're interested in a career as a truck driver, you'll need to know how to drive an 18 wheeler. These massive vehicles are used to transport goods all over the country, and they require a special license to operate. In this guide, we'll walk you through everything you need to know about getting your CDL and becoming a truck driver.



Learn How To Drive an 18 Wheeler by Genius Reads

★★★★☆ 4.4 out of 5

Language : English

File size : 23678 KB

Text-to-Speech : Enabled

Screen Reader : Supported

Enhanced typesetting : Enabled

Print length : 81 pages

Lending : Enabled



Step 1: Get Your CDL

The first step to becoming a truck driver is to get your commercial driver's license (CDL). This license is required to operate any commercial motor vehicle, including 18 wheelers. To get your CDL, you'll need to pass a written test and a skills test.

The written test covers a variety of topics, including:

- General knowledge about commercial motor vehicles

- Rules and regulations for truck drivers
- Safe driving practices

The skills test will evaluate your ability to operate a commercial motor vehicle safely. You'll need to demonstrate your ability to:

- Start and stop the vehicle
- Steer the vehicle
- Back up the vehicle
- Park the vehicle

You can prepare for the CDL test by studying the official CDL manual and taking practice tests. You can also find CDL training courses at many community colleges and truck driving schools.

Step 2: Find a Trucking Company

Once you have your CDL, you'll need to find a trucking company to work for. There are many different trucking companies out there, so it's important to do your research and find a company that's a good fit for you.

When looking for a trucking company, you should consider:

- The type of freight they haul
- The length of the hauls
- The pay and benefits
- The company's safety record

You can find trucking companies by searching online, attending job fairs, or contacting trucking associations.


Step 3: Start Driving

Once you've found a trucking company, you'll be ready to start driving. As a new truck driver, you'll likely start out with shorter hauls and work your way up to longer hauls as you gain experience.

Here are some tips for driving an 18 wheeler:

- Always be aware of your surroundings
- Stay in your lane and maintain a safe following distance
- Be careful when backing up
- Take breaks when you need them
- Follow all traffic laws

Driving an 18 wheeler can be a challenging but rewarding career. If you're passionate about driving and you're looking for a job that offers good pay and benefits, then truck driving may be the right career for you.



Learn How To Drive an 18 Wheeler by Genius Reads

★★★★☆ 4.4 out of 5

Language : English

File size : 23678 KB

Text-to-Speech : Enabled

Screen Reader : Supported

Enhanced typesetting : Enabled

Print length : 81 pages

Lending : Enabled


FREE

DOWNLOAD E-BOOK



Ceoe Test Practice Questions Exam Review For The Certification Examinations For

The Ceoe exam is a certification exam for the Certified Energy Optimization Engineer (Ceoe) credential. The Ceoe credential is offered by the Association of Energy...



Spot the Difference Mazes, Math Mazes, Word Puzzles, and Find the Shadow Matching: A Journey of Cognitive Development

Puzzle-solving activities have become integral to education and entertainment, captivating individuals of all ages. Among the numerous puzzle types, Spot the...