


How to Return to Port Alive: A Comprehensive Guide for Sailors



The Cruise Ship Survival Guide: How To Return To Port

Alive by Ilona Andrews

★★★★★ 5 out of 5

Language	: English
File size	: 770 KB
Text-to-Speech	: Enabled
Screen Reader	: Supported
Enhanced typesetting	: Enabled
Word Wise	: Enabled
Print length	: 129 pages
Lending	: Enabled



Returning to port after a sailing trip is not always as straightforward as it may seem. There are a number of factors to consider, such as weather conditions, tides, currents, and other vessels in the area. By following the tips and advice in this article, you can help ensure that you and your crew return to port safely.

Preparation

Before you set out on your trip, it is important to do some planning and preparation. This includes:

- Checking the weather forecast and making sure that it is safe to sail.
- Checking the tides and currents to make sure that you will be able to enter the harbor at the desired time.

- Making sure that your boat is in good working order and that all of your equipment is in good condition.
- Packing plenty of food and water for your trip.
- Filing a float plan with someone who will know where you are going and when you expect to return.

Navigation

Once you are underway, it is important to navigate safely and efficiently.

This includes:

- Using a chartplotter or GPS to track your progress.
- Keeping a lookout for other vessels and obstacles in the water.
- Adjusting your course as needed to avoid hazards.
- Staying aware of the weather conditions and making adjustments as necessary.

Docking

Once you have reached the harbor, it is time to dock your boat. This can be a tricky maneuver, especially in windy conditions. Here are some tips for docking safely:

- Choose a dock that is the right size for your boat.
- Approach the dock slowly and carefully.
- Use your fenders to protect your boat from damage.
- Secure your boat to the dock with lines.

- Once your boat is secure, turn off the engine and relax.

Emergency Procedures

In the event of an emergency, it is important to know what to do. This includes:

- Calling for help on the VHF radio.
- Using your flares to signal for help.
- Abandoning your boat if necessary.

By following the tips and advice in this article, you can help ensure that you and your crew return to port safely after your sailing trip. Remember to plan and prepare ahead of time, navigate safely and efficiently, dock your boat securely, and know what to do in the event of an emergency.



The Cruise Ship Survival Guide: How To Return To Port

Alive by Ilona Andrews


★★★★★ 5 out of 5

Language : English
File size : 770 KB
Text-to-Speech : Enabled
Screen Reader : Supported
Enhanced typesetting : Enabled
Word Wise : Enabled
Print length : 129 pages
Lending : Enabled

FREE


DOWNLOAD E-BOOK





Ceoe Test Practice Questions Exam Review For The Certification Examinations For

The Ceoe exam is a certification exam for the Certified Energy Optimization Engineer (Ceoe) credential. The Ceoe credential is offered by the Association of Energy...



Spot the Difference Mazes, Math Mazes, Word Puzzles, and Find the Shadow Matching: A Journey of Cognitive Development

Puzzle-solving activities have become integral to education and entertainment, captivating individuals of all ages. Among the numerous puzzle types, Spot the...