


# Conquering the GED Test: A Comprehensive Review of the Reasoning Through Language Arts (RLA) Section



## GED Test Reasoning through Language Arts (RLA) Review

★★★★★ 5 out of 5

Language : English  
File size : 3878 KB  
Text-to-Speech : Enabled  
Screen Reader : Supported  
Enhanced typesetting : Enabled  
Print length : 306 pages



The GED Test Reasoning Through Language Arts (RLA) section is a critical component of the General Educational Development (GED) exam. It assesses your ability to read, understand, and interpret written text, as well as your proficiency in using standard English grammar and usage.

## Understanding the Format and Question Types

The RLA section consists of three parts:

1. **Reading Comprehension:** This section features passages ranging in length from 400 to 700 words. You will be asked to answer multiple-choice questions based on the content and structure of these passages.

2. **Language Usage:** This section tests your knowledge of English grammar, usage, and punctuation. You will encounter questions that focus on identifying errors in grammar, word usage, and sentence structure.
3. **Sentence Structure:** This section evaluates your understanding of how words and phrases are combined to form grammatically correct sentences. You will be asked to identify errors in sentence structure and correct them.

## Mastering Reading Comprehension

To excel in the Reading Comprehension section, follow these strategies:

- **Preview the Passage:** Before diving into the questions, take a moment to skim the passage and identify the main idea and supporting details.
- **Read Actively:** As you read, make notes or highlight key information. Identify the author's purpose, tone, and any unfamiliar vocabulary.
- **Answer Questions Carefully:** Read the questions thoroughly and refer back to the passage to find the relevant information. Eliminate incorrect answer choices based on the evidence presented.

## Excelling in Language Usage

To conquer the Language Usage section, focus on:

- **Understanding Grammar Rules:** Review basic grammar concepts such as parts of speech, subject-verb agreement, and verb tense.

- **Identifying Common Errors:** Familiarize yourself with common grammar and usage errors, such as comma splices, misplaced modifiers, and pronoun agreement.
- **Applying Conventions:** Ensure you use correct punctuation, capitalization, and spelling throughout your responses.

## Conquering Sentence Structure

To master the Sentence Structure section:

- **Understanding Sentence Parts:** Recognize the role of subjects, verbs, objects, and modifiers in constructing grammatically correct sentences.
- **Identifying Errors:** Identify errors in sentence structure, such as fragments, run-ons, and misplaced clauses.
- **Correcting Sentences:** Practice correcting sentences by rearranging phrases, adding or removing words, and using appropriate transitions.

## Essay Writing: The Culmination of RLA

The RLA section culminates in an essay writing task. To excel in this:

- **Brainstorming and Outlining:** Plan your essay by brainstorming ideas, creating an outline, and identifying evidence to support your claims.
- **Developing a Thesis:** Craft a clear and concise thesis statement that expresses the main argument of your essay.
- **Organizing Paragraphs:** Structure your essay into paragraphs that flow logically and support your thesis.

- **Citing Evidence:** Use evidence from the provided passage or your own knowledge to support your claims.
- **Editing and Proofreading:** Review your essay carefully for errors in grammar, usage, and punctuation.


## **Additional Tips for Success**

To enhance your overall performance on the RLA section:

- **Practice Regularly:** Consistently take practice tests and review the rationales for correct answers.
- **Familiarize Yourself with the GED Format:** Understand the time limits and question types to avoid surprises during the actual test.
- **Build Vocabulary:** Expand your vocabulary by reading widely and using online resources.
- **Seek Professional Help if Needed:** Don't hesitate to consult with tutors or GED instructors for additional support and guidance.
- **Stay Calm and Focused:** Maintain a positive attitude and focus on giving your best effort during the test.

Remember, the GED Test RLA section is designed to assess your proficiency in English language and communication skills. By understanding the format, mastering the question types, and implementing effective strategies, you can conquer this section and achieve your educational goals.

**GED Test Reasoning through Language Arts (RLA)  
Review**



★★★★★ 5 out of 5

Language : English

File size : 3878 KB

Text-to-Speech : Enabled

Screen Reader : Supported


Enhanced typesetting : Enabled

Print length : 306 pages



## Ceoe Test Practice Questions Exam Review For The Certification Examinations For

The Ceoe exam is a certification exam for the Certified Energy Optimization Engineer (Ceoe) credential. The Ceoe credential is offered by the Association of Energy...



## Spot the Difference Mazes, Math Mazes, Word Puzzles, and Find the Shadow Matching: A Journey of Cognitive Development

Puzzle-solving activities have become integral to education and entertainment, captivating individuals of all ages. Among the numerous puzzle types, Spot the...